

# ALVECHURCH MARINA

## Accommodation Information



ABC LEISURE GROUP

### Directions To The Marina

#### By Road

*The marina is on the western edge of the village of Alvechurch, close to the railway station.*

- Exit the M42 at Junction 2 (to Birmingham South, Redditch).
- Take the A441 towards Birmingham for 1/2 mile.
- At mini-roundabout take 1st exit (to Alvechurch) for 1 mile.
- At mini-roundabout go straight on (slightly to left), 2nd exit.
- Pass under the motorway and continue into the village for 1/2 mile, straight across the 2 mini-roundabouts.
- Immediately after the pedestrian traffic lights turn right. Brown marina sign on the left points towards the marina.
- Pass over a double hump-backed bridge (the railway, then the canal) and the marina entrance is 100m on the left.

#### Airports

**From Birmingham International Airport:** Take a taxi to the marina (about 30 minutes).

**From Luton, Heathrow, Gatwick or Stansted:** Take the inter-airport coach service to Birmingham International Airport then take a taxi as above. Alternatively, make your way to London (Euston) and take a train as below.

#### By Train

**From London:** Go to London (Euston) station and take the train to Birmingham (New Street) station. On weekdays and Saturdays trains depart every 30 minutes and the journey time is about 90 minutes. At Birmingham (New Street) change trains to the local service to Redditch. This service operates every 30 minutes and journey time is about 40 minutes. Alvechurch is an unmanned station which is the last stop before Redditch. The marina is only about 300 metres from the station.

On the road outside the station turn left and go over the railway and canal bridges and we are **100 metres on the left**.

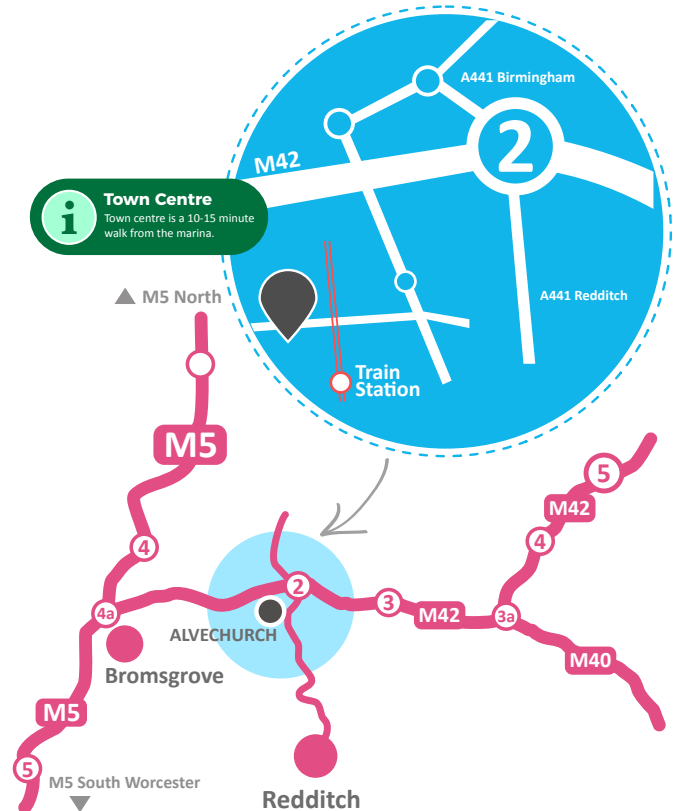


You can buy rail tickets online at [thetrainline.com](http://thetrainline.com) or [gwr.com](http://gwr.com)



If you need assistance with luggage when you arrive at Alvechurch train station please send one of your party ahead to the marina to request assistance.

What 3 Words [owls.congratulations.fuels](http://owls.congratulations.fuels)



### TRAVEL & PLANNING

#### LOCAL ACCOMMODATION

Please check [www.airbnb.co.uk](http://www.airbnb.co.uk) or [www.laterooms.com](http://www.laterooms.com) for local availability.

#### LOCAL TAXI COMPANIES

**Hyde Cars:** [peterhydecars@hotmail.com](mailto:peterhydecars@hotmail.com) or 07774 857574

**Gold & Black Cars:** 01527 570707 or 01527 570527

Website: [www.247radiocarz.co.uk](http://www.247radiocarz.co.uk)

**A2B Taxis:** 01527 60000

Website: [www.a2b60k.co.uk](http://www.a2b60k.co.uk)

#### NEAREST GROCERY STORES

There is a small convenience store in Alvechurch village (a short walk from the marina). The nearest supermarket is Sainsburys on the A441 at the north edge of Redditch (10 minutes by car).

#### FOR MORE INFORMATION ON WHATS NEARBY...

Visit our website - [alvechurchmarina.com/nearby](http://alvechurchmarina.com/nearby)

**ADDRESS:** Alvechurch Marina, Scarfield Wharf, Alvechurch, Worcs, B48 7SQ **PHONE:** 0121 445 1133

**E-MAIL:** [abclg@alvechurchmarina.com](mailto:abclg@alvechurchmarina.com) **WEB:** [www.alvechurchmarina.com](http://www.alvechurchmarina.com)

V.2024

# Above The Pub Apartment

Situated on the Worcester & Birmingham Canal in Alvechurch, this 6 bed apartment gives you access to the beautiful canals of the Midlands with easy access to Birmingham.

## Quick Info



- 2 Bedrooms (Plus sofa bed)
- Full kitchen facilities
- Bathroom with shower
- TV with Freeview
- Heating throughout
- Free Wi-Fi available
- Pets allowed

**25% off day boat hire when you book this apartment.**

Above The Pub, a first-floor single-storey holiday apartment resting in Alvechurch, Worcestershire accommodating up to 6 people.

Pet-friendly. Smart TV. Electric fire. Family-friendly. Within easy reach of surrounding popular hubs – Redditch 4.5 miles; Birmingham 12.1 miles; Worcester 23.0 miles.

Parking is available in the onsite car park.

**No smoking in this property.**

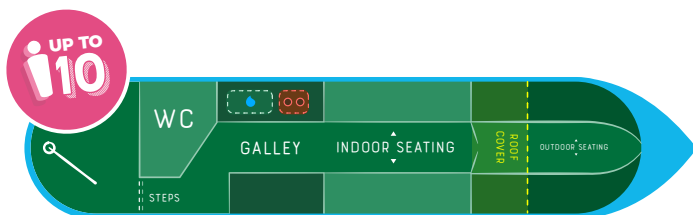
**Call Us:** 0121 445 1133

**Go Online:** [abcholidaycottages.com](http://abcholidaycottages.com)

## Day Boat Hire Available

Get 25% off while staying at Above The Pub

[Go to abcdailyboathire.com](http://abcdailyboathire.com) for more information




**Away Day** ✓ **All Tuition Given**

**How Many People:** Up to 10

**Facilities:** 2 burner hob / grill, sink, bathroom, electric cooler box, indoor and outdoor seating





# The Weighbridge Inn

A cosy, award-winning pub set alongside the canal in the village of Alvechurch. We pride ourselves on serving traditional pub food alongside an excellent selection of real ales, craft beer and ciders.



Hearty Food



Cask Ales

**OPENING TIMES  
& FULL MENU:**



★ ★ CAMRA Pub of the Year ★ ★

follow us   